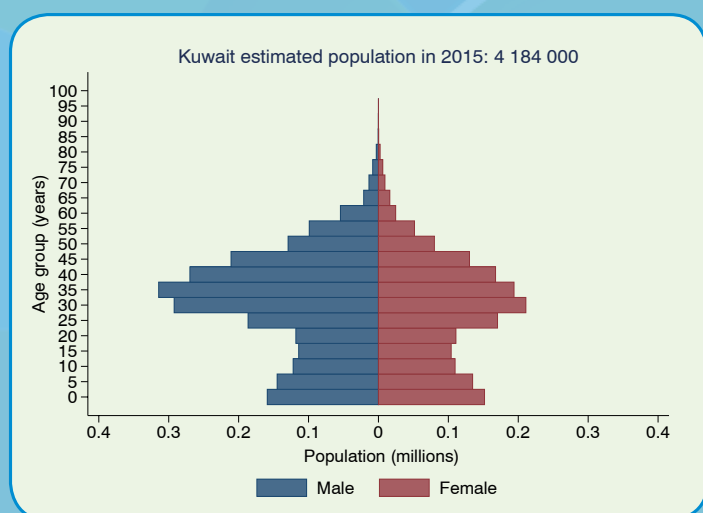




Universal health coverage

Primary health care facilities per 10 000 population (2014)	0.2
Hospital beds per 10 000 population (2014)	20.4
Modern contraceptive prevalence rate (2015)	44
Antenatal care visits (4+ visits) (2013)	59.8
Measles immunization coverage among 1-year olds (%) (2016)	99
Tuberculosis treatment success rate of new bacteriologically confirmed cases (%) (2015)	87
DTP3-containing vaccine / Pentavalent coverage among 1-year olds (%) (2016)	99
General government expenditure on health as % of GDP (2014)	2.6
General government expenditure on health as % of total government expenditure (2014)	5.8

Estimated population in 2015



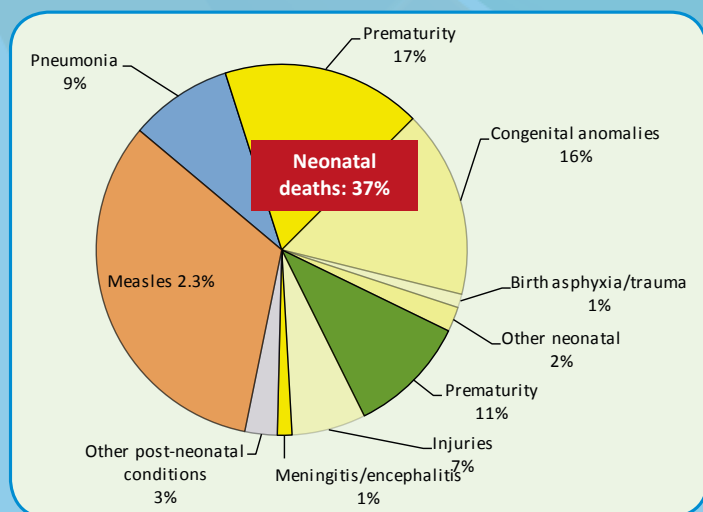
Selected determinants of health

Population living in urban areas (%) (2016)	100
Annual GDP growth (%) (2015)	1.8
Number of refugees ^a (2016)	930
Number of internally displaced persons ^b (2016)	0

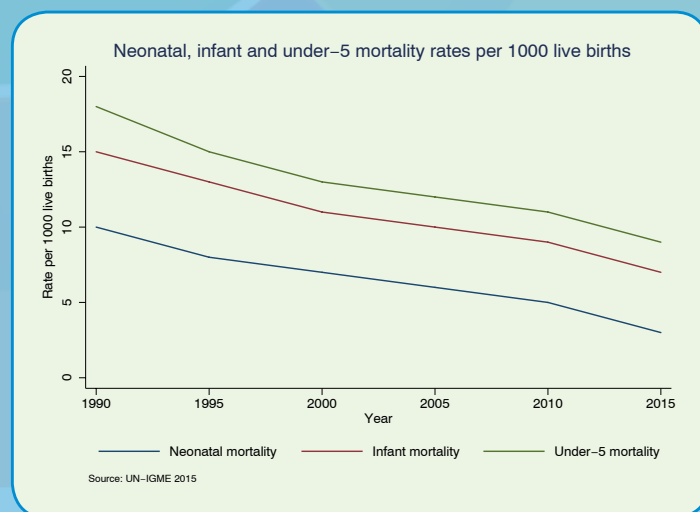
^a Including persons forcibly displaced from their country of origin due to persecution, war, or violence, as recognized and reported by UNHCR, as well as Palestinian refugees registered by UNRWA.

^b Including persons forcibly displaced due to conflict, remaining in their own country, as recognized and reported by UNHCR.

Distribution of causes of death among children aged <5 years (%)



Neonatal, infant and under-5 mortality rates per 1000 live births



Selected SDGs health-related indicators*

1 NO POVERTY

Population below the international poverty line % ...

Proportion of employed population below the international poverty line (ILO estimate, 2016)	Male %	12.5
	Female %	1.4

2 ZERO HUNGER

Children under 5 who are (2015)		
stunted	%	4.9
wasted	%	3.1
overweight	%	6.0

4 QUALITY EDUCATION

Literacy rate (15-24 years)	Total % (2014)	95
	Male % (2012)	96
	Female % (2012)	94

Net primary school enrolment ratio per 100 school-age children (2014)	Total ratio	100
	Male ratio	100
	Female ratio	100

5 GENDER EQUALITY

Demand for family planning satisfied with modern methods (UN Population Division estimate, 2015)	%	77.7
--	---	------

6 CLEAN WATER AND SANITATION

Access to improved drinking water (World Health Statistics, 2015)	%	99
---	---	----

Access to improved sanitation facilities (World Health Statistics, 2015)	%	100
--	---	-----

8 DECENT WORK AND ECONOMIC GROWTH

Unemployment rate (15+ years) (ILO estimate, 2013)	Total %	...
	Male %	...
	Female %	...

11 SUSTAINABLE CITIES AND COMMUNITIES

Concentrations of fine particulate matter (PM2.5) (WHO/CEHA, 2014)	Total	74.5
	Urban	78.4

16 PEACE, JUSTICE AND STRONG INSTITUTIONS

Estimated direct deaths from major conflicts (per 100 000 population) (WHO Global Health Observatory, 2011-2015)	0.1
--	-----

*Because of the scarcity of data, the above presentation is limited. Where available, information is obtained from the Regional Core Indicators Programme

Key health indicators

Indicator	Male	Female	Total
Life expectancy at birth in years (2015)	73.7	76.0	74.7
Maternal mortality ratio (deaths per 100 000 live births) (UN-MMEIG 2015 estimate)	—	—	4
Neonatal mortality rate (deaths per 1000 live births) (UN-IGME 2015 estimate)	3
Infant mortality rate (deaths per 1000 live births) (UN-IGME 2015 estimate)	7
Under-five mortality rate (deaths per 1000 live births) (UN-IGME 2015 estimate)	9
Tobacco use among persons 15+ years (%) (2015)	31.0	1.6	18.5
Overweight (18+ years) (%) (2014)	75.4
Obesity (18+ years) (%) (2014)	39.7
Raised blood pressure among persons 18+ years (%) (2014)	19.9
Raised blood glucose among persons 18+ years (%) (2014)	20.1
Raised cholesterol among persons 18+ years (%) (2015)	58.6	53.5	55.9
Mortality between ages 30 and 70 from cardiovascular disease, cancer, diabetes, chronic respiratory disease per 10 000 (2015)	18
Cancer incidence per 100 000 (2012)	102.1

Universal health coverage (UHC) means provision of quality services to everybody without discrimination of any kind and without exposing people to financial hardship. UHC is one of the targets of Sustainable Development Goal 3, and attaining UHC will also contribute directly or indirectly to achieving the other SDGs. Achieving UHC means ensuring healthy lives and promoting well-being for all at all ages with explicit affirmative action for vulnerable populations including refugees and migrants. Thus, disaggregated data will be necessary to assess and address inequities in health. UHC requires inter-sectoral action. All countries can and must advance towards UHC by year 2030, if not earlier.

3 GOOD HEALTH AND WELL-BEING



ENSURE HEALTHY LIVES
AND PROMOTE WELL-BEING
FOR ALL AT ALL AGES

